

INDEPENDENT AUDITORS' REPORT

TO THE MEMBERS OF RR INSURANCE BROKERS PRIVATE LIMITED

Report on the Standalone Financial Statements

Opinion

I have audited the accompanying standalone Ind AS financial statements of **RR INSURANCE BROKERS PRIVATE LIMITED** ("the Company"), which comprise the Balance Sheet as at March 31, 2019, and the statement of Profit and Loss (including Other Comprehensive Income), Statement of changes in equity and Statement of cash flows for the year then ended, and notes to the financial statements, including a summary of significant accounting policies and other explanatory information.

In my opinion and to the best of my information and according to the explanations given to me, the aforesaid standalone financial statements give the information required by the Companies Act, 2013 ("the Act") in the manner so required and give a true and fair view in conformity with the Indian Accounting Standards prescribed under section 133 of the Act read with the Companies (Indian Accounting Standards) Rules, 2015, as amended, ("Ind AS") and other accounting principles generally accepted in India, of the state of affairs of the Company as at 31 March 2019, and its profit, total comprehensive income, its cash flows and the changes in equity for the year ended on that date.

Basis for opinion

I conducted my audit in accordance with the Standards on Auditing (SAs) specified under section 143(10) of the Companies Act, 2013. My responsibilities under those Standards are further described in the Auditor's Responsibilities for the Audit of the Financial Statements section of my report. I am independent of the Company in accordance with the Code of Ethics issued by the Institute of Chartered Accountants of India together with the ethical requirements that are relevant to my audit of the financial statements under the provisions of the Companies Act, 2013 and the Rules thereunder, and I have fulfilled my other ethical responsibilities in accordance with these requirements and the Code of Ethics. I believe that the audit evidence I have obtained is sufficient and appropriate to provide a basis for my opinion.

Management's Responsibility for the Financial Statements

The Company's Board of Directors is responsible for the matters stated in Section 134(5) of the Companies Act, 2013 ("the Act") with respect to the preparation of these standalone financial statements that give a true and fair view of the financial position, financial performance of the Company in accordance with the accounting principles generally accepted in India, including the Accounting Standards specified under Section 133 of the Act.

This responsibility also includes maintenance of adequate accounting records in accordance with the provisions of the Act for safeguarding the assets of the Company and for preventing and detecting frauds and other irregularities; selection and application of appropriate accounting policies; making judgments and estimates that are reasonable and prudent; and design, implementation and maintenance of adequate internal financial controls, that were operating effectively for ensuring the accuracy and completeness of the accounting records, relevant to the preparation and presentation of the financial statements that give a true and fair view and are free from material misstatement, whether due to fraud or error.



In preparing the financial statements, management is responsible for assessing the Company's ability to continue as a going concern, disclosing, as applicable, matters related to going concern and using the going concern basis of accounting unless management either intends to liquidate the Company or to cease operations, or has no realistic alternative but to do so.

Those Board of Directors are also responsible for overseeing the Company's financial reporting process.


Auditors' Responsibility

My objectives are to obtain reasonable assurance about whether the standalone financial statements as a whole are free from material misstatement, whether due to fraud or error, and to issue an auditor's report that includes my opinion. Reasonable assurance is a high level of assurance, but is not a guarantee that an audit conducted in accordance with SAs will always detect a material misstatement when it exists. Misstatements can arise from fraud or error and are considered material if, individually or in the aggregate, they could reasonably be expected to influence the economic decisions of users taken on the basis of these standalone financial statements.

As part of an audit in accordance with SAs, I exercise professional judgment and maintain professional skepticism throughout the audit. I also:

- Identify and assess the risks of material misstatement of the standalone financial statements, whether due to fraud or error, design and perform audit procedures responsive to those risks, and obtain audit evidence that is sufficient and appropriate to provide a basis for my opinion. The risk of not detecting a material misstatement resulting from fraud is higher than for one resulting from error, as fraud may involve collusion, forgery, intentional omissions, misrepresentations, or the override of internal control.
- Obtain an understanding of internal financial controls relevant to the audit in order to design audit procedures that are appropriate in the circumstances. Under section 143(3)(i) of the Act, I am also responsible for expressing my opinion on whether the Company has adequate internal financial controls system in place and the operating effectiveness of such controls.
- Evaluate the appropriateness of accounting policies used and the reasonableness of accounting estimates and related disclosures made by management.
- Conclude on the appropriateness of management's use of the going concern basis of accounting and, based on the audit evidence obtained, whether a material uncertainty exists related to events or conditions that may cast significant doubt on the Company's ability to continue as a going concern. If I conclude that a material uncertainty exists, I am required to draw attention in my auditor's report to the related disclosures in the standalone financial statements or, if such disclosures are inadequate, to modify my opinion. My conclusions are based on the audit evidence obtained up to the date of my auditor's report. However, future events or conditions may cause the Company to cease to continue as a going concern.
- Evaluate the overall presentation, structure and content of the standalone financial statements, including the disclosures, and whether the standalone financial statements represent the underlying transactions and events in a manner that achieves fair presentation.

Materiality is the magnitude of misstatements in the standalone financial statements that, individually or in aggregate, makes it probable that the economic decisions of a reasonably knowledgeable user of the financial statements may be influenced. I consider quantitative materiality and qualitative factors in (i) planning the scope of my audit work and in evaluating the results of my work; and (ii) to evaluate the effect of any identified misstatements in the financial statements.




I communicate with those charged with governance regarding, among other matters, the planned scope and timing of the audit and significant audit findings, including any significant deficiencies in internal control that I identify during my audit.

I also provide those charged with governance with a statement that i have complied with relevant ethical requirements regarding independence, and to communicate with them all relationships and other matters that may reasonably be thought to bear on my independence, and where applicable, related safeguards.

From the matters communicated with those charged with governance, I determine those matters that were of most significance in the audit of the standalone financial statements of the current period and are therefore the key audit matters. I describe these matters in my auditor's report unless law or regulation precludes public disclosure about the matter or when, in extremely rare circumstances, i determine that a matter should not be communicated in my report because the adverse consequences of doing so would reasonably be expected to outweigh the public interest benefits of such communication.

Report on Other Legal and Regulatory Requirements


1. As required by the Companies (Auditor's Report) Order, 2016 ("the Order") issued by the Central Government of India in terms of sub-section (11) of section 143 of the Act (hereinafter referred as the "order"), based on audit I give in the Annexure A, a statement on the matters Specified in paragraphs 3 and 4 of the Order, to the extent applicable.
2. As required by section 143(3) of the Act, I report that :
 - a. I have sought and obtained all the information and explanations which to the best of my knowledge and belief were necessary for the purpose of my audit.
 - b. In my opinion proper books of account as required by law have been kept by the Company so far as it appears from My examination of those books;
 - c. The Balance Sheet, the Statement of Profit and Loss (including Other comprehensive income), the Cash Flow Statement and statement change in equity dealt with by this Report are in agreement with the books of account;
 - d. In my opinion, the aforesaid standalone financial statements comply with the applicable Indian Accounting Standards specified under Section 133 of the Act, read with Rule 7 of the Companies (Accounts) Rules, 2014.
 - e. On the basis of written representations received from the directors as on 31 March 2019 and taken on record by the Board of Directors, none of the directors is disqualified as on 31 March 2019, from being appointed as a director in terms of Section 164(2) of the Act;
 - f. With respect to the adequacy of internal financial controls over the financial reporting of the Company and the operating effectiveness of such controls, refer to my separate report in "Annexure B", and



- g. With respect to the other matters to be included in the Auditor's Report in accordance with Rule 11 of the Companies (Audit and Auditors) Rules, 2014, in my opinion and to the best of my information and according to the explanations given to me:
- i. The Company has disclosed the impact of pending litigations on its standalone financial position in its financial statements - Refer Note 44 to the financial statements;
 - ii. The Company did not have any long-term contracts including derivative contracts for which there were any material foreseeable losses;
 - iii. There were no amounts which were required to be transferred to the Investor Education and Protection Fund by the Company during the year in consideration.
3. According to the information and explanations given to me I report that as required by regulation 34(7) of the Insurance Regulatory Development Authority (Insurance Brokers) Regulations, 2018 ("IRDA Regulations"), the company has complied with IRDA regulations with specific reference to regulation no 19, 22, 23, 24, 26 and 33 for the period from April 1, 2018 to March 31, 2019.

Place: New Delhi
Dated: 30-May-2019

RK
Rajiv Kumar Gupta
Chartered Accountant
Membership No. 83497



Annexure - A to the Independent Auditors' Report

The Annexure referred to in my Independent Auditors' Report to the members of the Company on the financial statements for the year ended 31 March 2019, I report that:

- i.
 - a. The Company has maintained proper records of Fixed Assets but full particulars including quantitative details and situation of fixed assets has not been shown.
 - b. According to information and explanation given to me the fixed assets were physically verified during the period and no material discrepancies were noted. In my opinion, the frequency of verification is reasonable.
 - c. According to the information and explanation given to me and on the basis of the examination of records of the company, there is no immovable properties are held in the books of the company.
- ii. The company business does not involve inventories. Accordingly, Paragraph 3(ii) of the said order is not applicable to the company.
- iii. During the year the Company has granted loans to the parties (Group companies listed in the register maintained under Section 189 of the Act. The terms & condition on which the loan has been granted were not prima facie prejudicial to the interest of the company. According to information and explanation given to me, there is no stipulation with regard to its repayment and interest. The said loan is repayable on demand.
- iv. In my opinion and according to the information and explanation given to me, the company has complied with the provisions of section 185 and 186 of the companies Act, 2013, with respect to loans and investment made.
- v. The Company has not accepted any deposits from the public within the meaning of Sections 73 to 76 of the Act, and the rules framed there under to the extent notified.
- vi. The Central Government has not prescribed the maintenance of cost records under section 148(1) of the Act, for any of the services rendered by the Company.
- vii.
 - a. According to the records of the Company and the information and explanation given to me, the Company has been generally regular in depositing its undisputed statutory dues such as Provident Fund, Employees' State Insurance, Income Tax, GST, Service Tax and any other material statutory dues whichever is applicable to the Company with the appropriate authorities during the year. However there are few delays in depositing of Provident Fund, ESI, TDS and Service Tax dues.
 - b. According to the information and explanations given to me, no undisputed amounts payable in respect of provident fund, income tax, GST, service tax, duty of customs, cess and other material statutory dues were in arrears as at 31 March 2019 for a period of more than six months from the date they became payable.



- c. According to the information and explanation given to me, no statutory due is outstanding on account of dispute.
- viii. According to the records of the Company examined by me and the information and explanation given to me the company does not have any loans or borrowings from the financial institution or bank or debenture holders as at the balance sheet date. Accordingly, Paragraph 3(viii) of the Order is not applicable
- ix. The Company did not raise any money by way of initial public offer or further public offer (including debt instruments). Further, the company does not have any term loans as at the balance sheet date. Accordingly, Paragraph 3(ix) of the Order is not applicable.
- x. Based upon the audit procedures performed and to the best of my knowledge and belief and according to the explanations given to me, no fraud by the company or any fraud on the company by its officers or employees has been noticed or reported during the year.
- xi. According to the information and explanations given to me and based on my examination of the records of the company, the company has paid/provided form managerial remuneration in accordance with the requisite approval mandated by the provisions of section 197 read with schedule V to the Act.
- xii. In my opinion and according to the information and explanations given to me, the company is not a nidhi company. Accordingly, Paragraph 3(xii) of the order is not applicable
- xiii. According to the information and explanations given to me and based on my examination of the records of the company, transactions with the related parties are in compliance with sections 177 and 188 of the Act where applicable and details of such transactions have been disclosed in the financial statements as required by the applicable accounting standards.
- xiv. According to the information and explanations given to me and based on my examination of the records of the company, the company has not made any preferential allotment or private allotment of shares or fully or partly convertible debentures during the year.
- xv. According to the information and explanations given to me and based on my examination of the records of the company, the company has not entered into non-cash transactions with directors or persons connected with him. Accordingly, Paragraph 3(xv) of the order is not applicable to the company
- xvi. The company is not required to be registered under section 45-IA of the Reserve Bank of India Act 1934.

Place: New Delhi
Dated: 30-May-2019



RK
Rajiv Kumar Gupta
Chartered Accountant
Membership No. 83497

Annexure B to the Independent Auditors' Report

Report on the Internal Financial Controls under Clause (i) of Sub-section 3 of Section 143 of the Companies Act, 2013 ("the Act")

I have audited the internal financial controls over financial reporting of RR INSURANCE BROKERS PRIVATE LIMITED ("the Company") as of 31 March 2019 in conjunction with my audit of the financial statements of the Company for the year ended on that date.

Management's Responsibility for Internal Financial Controls

The Company's management is responsible for establishing and maintaining internal financial controls based on the internal control over financial reporting criteria established by the Company considering the essential components of internal control stated in the Guidance Note on Audit of Internal Financial Controls over Financial Reporting issued by the Institute of Chartered Accountants of India ('ICAI'). These responsibilities include the design, implementation and maintenance of adequate internal financial controls that were operating effectively for ensuring the orderly and efficient conduct of its business, including adherence to company's policies, the safeguarding of its assets, the prevention and detection of frauds and errors, the accuracy and completeness of the accounting records, and the timely preparation of reliable financial information, as required under the Companies Act, 2013.

Auditors' Responsibility


My responsibility is to express an opinion on the Company's internal financial controls over financial reporting based on my audit. I conducted my audit in accordance with the Guidance Note on Audit of Internal Financial Controls over Financial Reporting (the "Guidance Note") and the Standards on Auditing, issued by ICAI and deemed to be prescribed under Section 143(10) of the Act, to the extent applicable to an audit of internal financial controls, both applicable to an audit of Internal Financial Controls. Those Standards and the Guidance Note require that I comply with ethical requirements and plan and perform the audit to obtain reasonable assurance about whether adequate internal financial controls over financial reporting was established and maintained and if such controls operated effectively in all material respects.

My audit involves performing procedures to obtain audit evidence about the adequacy of the internal financial controls system over financial reporting and their operating effectiveness. My audit of internal financial controls over financial reporting included obtaining an understanding of internal financial controls over financial reporting, assessing the risk that a material weakness exists, and testing and evaluating the design and operating effectiveness of internal control based on the assessed risk. The procedures selected depend on the auditor's judgment, including the assessment of the risks of material misstatement of the financial statements, whether due to fraud or error.

I believe that the audit evidence I have obtained is sufficient and appropriate to provide a basis for my audit opinion on the Company's internal financial controls system over financial reporting.

Meaning of Internal Financial Controls over Financial Reporting

A company's internal financial control over financial reporting is a process designed to provide reasonable assurance regarding the reliability of financial reporting and the preparation of financial statements for external purposes in accordance with generally accepted accounting principles. A company's internal financial control over financial reporting includes those policies and procedures that (1) pertain to the maintenance of records that, in reasonable detail, accurately and fairly reflect the transactions and dispositions of the assets of the company; (2) provide reasonable assurance that transactions are recorded as necessary to permit preparation of financial statements in accordance with generally accepted accounting principles, and that receipts and expenditures of the company are being made only in accordance with authorizations of management and directors of the company; and (3) provide reasonable assurance regarding prevention or timely detection of unauthorized acquisition, use, or disposition of the company's assets that could have a material effect on the financial statements.




Inherent Limitations of Internal Financial Controls over Financial Reporting

Because of the inherent limitations of internal financial controls over financial reporting, including the possibility of collusion or improper management override of controls, material misstatements due to error or fraud may occur and not be detected. Also, projections of any evaluation of the internal financial controls over financial reporting to future periods are subject to the risk that the internal financial control over financial reporting may become inadequate because of changes in conditions, or that the degree of compliance with the policies or procedures may deteriorate.

Opinion

In my opinion, the Company has, in all material respects, an adequate internal financial controls system over financial reporting and such internal financial controls over financial reporting were operating effectively as at 31 March 2019, based on the internal control over financial reporting criteria established by the Company considering the essential components of internal control stated in the Guidance Note on Audit of Internal Financial Controls Over Financial Reporting issued by the Institute of Chartered Accountants of India.

Place: New Delhi
Dated: 30-May-2019


Rajiv Kumar Gupta
Chartered Accountant
Membership No. 83497



BALANCE SHEET AS AT

31-Mar-2019

(Amount in ₹)

S.No.	PARTICULARS	NOTE NO.	As at 31st March'2019	As at 31st March'2018
I	ASSETS			
1	NON-CURRENT ASSETS			
	(a) PROPERTY PLANT AND EQUIPMENTS	3	668,722.99	774,736.48
	(b) CAPITAL WORK IN PROGRESS		-	-
	(c) GOODWILL		-	-
	(d) INTANGIBLE ASSETS	4	83,097.40	83,097.40
	(e) FINANCIAL ASSETS			
	(i) INVESTMENTS	5	-	-
	(ii) LOANS	7	103,695.00	103,695.00
	(iii) TRADE RECEIVABLE	8	8,750,708.88	13,597,441.61
	(iv) OTHER FINANCIAL ASSETS	9	-	-
	(f) DEFERRED TAX ASSETS (NET)	10	1,120,564.00	787,667.00
	(g) NON CURRENT TAX ASSETS(NET)	11	10,200,718.80	12,159,339.20
	(h) OTHER NON-CURRENT ASSETS	12	82,543.00	82,543.00
	TOTAL NON CURRENT ASSETS (i)		21,010,050.17	27,588,639.69
2	CURRENT ASSETS			
	(a) INVENTORIES	13	-	-
	(b) FINANCIAL ASSETS			
	(i) INVESTMENTS	6	964,435.00	-
	(ii) TRADE RECEIVABLE	14	4,057,048.20	4,207,626.83
	(iii) CASH AND CASH EQUIVALENTS	15	2,080,692.22	246,567.32
	(iv) BANK BALANCE OTHER THAN (iii) ABOVE	16	5,000,000.00	5,000,000.00
	(v) LOANS	17	-	-
	(vi) OTHER FINANCIAL ASSETS	18	301,140.00	1,259,268.00
	(c) CURRENT TAX ASSETS(NET)	19	662,904.00	859,734.37
	(d) OTHER CURRENT ASSETS	20	31,763.00	21,337.00
	TOTAL CURRENT ASSETS(ii)		13,277,982.42	11,634,533.32
	TOTAL ASSETS (i+ii)		34,288,032.59	39,223,073.01

II	EQUITY AND LIABILITIES			
1	EQUITY			
	(a) EQUITY SHARE CAPITAL	21	25,000,000.00	25,000,000.00
	(b) OTHER EQUITY	22	7,323,937.38	6,323,596.53
	TOTAL EQUITY (i)		32,323,937.38	31,323,596.53
2	LIABILITIES			
	NON-CURRENT LIABILITIES			
	(a) FINANCIAL LIABILITIES			
	(i) BORROWINGS	23	217,980.00	-
	(ii) TRADE PAYABLES	24	26,108.10	-
	(iii) OTHER FINANCIAL LIABILITIES	25	-	-
	(b) DEFERRED TAX LIABILITIES (NET)	26	-	-
	(c) PROVISIONS	27	-	-
	(d) OTHER NON CURRENT LIABILITIES	28	-	-
	TOTAL NON CURRENT LIABILITIES (ii)		244,088.10	-
	CURRENT LIABILITIES			
	(a) FINANCIAL LIABILITIES			
	(i) BORROWINGS	29	-	6,827,980.00
	(ii) TRADE PAYABLES	30	-	-
	(iii) OTHER FINANCIAL LIABILITIES	31	-	-
	(b) OTHER CURRENT LIABILITIES	32	1,111,027.13	971,516.48
	(c) PROVISIONS	33	-	-
	(d) CURRENT TAX LIABILITIES(NET)	34	-	-
	TOTAL CURRENT LIABILITIES(iii)		1,111,027.13	7,809,476.48
	TOTAL EQUITY AND LIABILITIES (i+ii+iii)		34,288,032.59	39,223,073.01

Significant Accounting Policies and
Notes forming part of the Financial Statements

(1-55)

FOR AND ON BEHALF OF THE BOARD OF DIRECTORS

AUDITOR'S REPORT
SIGNED IN TERMS OF OUR SEPARATE
REPORT OF EVEN DATE.

MINS TANDON
(Director)
DIN NO 01710504

JEEJESH KUMAR
(Director)
DIN NO 06701650

RAJIV KUMAR GUPTA
(CHARTERED ACCOUNTANTS)
(MEMBERSHIP NO.83497)

PLACE: New Delhi
DATED: 30/5/2019



M/S. RR INSURANCE BROKERS PRIVATE LIMITED

PROFIT & LOSS STATEMENT FOR THE YEAR ENDED

(Amount in ₹)

31-Mar-2019

S.No	PARTICULARS	NOTE No	FIGURES FOR THE CURRENT REPORTING ENDED ON 31ST MARCH 2019	FIGURES FOR THE PREVIOUS REPORTING ENDED ON 31ST MARCH 2018
	REVENUE FROM OPERATIONS			
I	REVENUE FROM OPERATIONS	35	13,357,259.57	15,063,923.47
II	OTHER INCOME	36	962,987.13	684,115.00
III	TOTAL REVENUE(I+II)		14,320,246.70	15,728,038.47
	EXPENSES:			
IV				
a	EMPLOYEE BENEFITS EXPENSES	37	6,592,430.00	7,024,100.76
b	FINANCE COSTS	38	-	1,454,973.00
c	DEPRECIATION AND AMORTIZATION EXPENSE	39	106,013.48	106,013.49
d	OTHER EXPENSES	40	6,067,954.39	5,495,965.74
	TOTAL EXPENSES		12,766,397.87	14,081,052.99
V	PROFIT BEFORE EXCEPTIONAL ITEMS AND TAX(III-IV)		1,553,848.83	1,646,985.48
VI	EXCEPTIONAL ITEMS		-	-
VII	PROFIT BEFORE TAX (V-VI)		1,553,848.83	1,646,985.48
VIII	TAX EXPENSE	45		
a	CURRENT TAX		300,000.00	310,000.00
b	EARLIAR YEARS TAX		-	583,354.28
c	DEFERRED TAX		(338,757.00)	(952,351.00)
IX	PROFIT(LOSS) FOR THE PERIOD		1,592,605.83	1,705,982.20
X	OTHER COMPREHENSIVE INCOME			
	Items that will not be reclassified to Profit & Loss Equity instruments through other comprehensive income net change in fair value		22,615.00	-
	(b) Income Tax relating to items reclassified to Profit & Loss Other Comprehensive Income For the year net of Tax		5,880.00	-
			16,735.00	-
XI	TOTAL COMPREHENSIVE INCOME FOR THE PERIOD		1,609,340.83	1,705,982.20
XII	EARNING PER EQUITY SHARE (FACE VALUE *10)			
a	BASIC	42	15.93	17.06
b	DILUTED		15.93	17.06

Significant Accounting Policies and Notes forming part of the Financial Statements

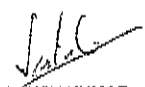
(1-55)

#REF1

FOR AND ON BEHALF OF THE BOARD OF DIRECTORS

SIGNED IN TERMS OF OUR SEPARATE REPORT OF EVEN DATE.


MING TANDON
(Director)
DIN NO 01710504


JEETESH KUMAR
(Director)
DIN NO 06701650


RAJIV KUMAR GUPTA
(CHARTERED ACCOUNTANTS)
MEMBERSHIP NO .83497

PLACE: New Delhi
DATED: 30/5/2019



M/S. RR INSURANCE BROKERS PRIVATE LIMITED

Standalone Cash Flow Statement For The Year Period of 1st April 2018 to 31st March 2019

	Particulars	Figures as at 31/03/2019 (Amount in ₹)	Figures as at 31/03/2018 (Amount in ₹)
A	Cash flow from operating activities		
	Profit before tax	1,668,948.83	1,646,986.48
	Adjustments for:		
	Depreciation	106,013.48	106,013.49
	Interest and dividend Received	(962,987.18)	(664,115.00)
	Dividend income		
	Interest expense		
	Unrealised foreign exchange (gain) / loss		
	Increase in Fair Value of Assets/Inventory		
	(Profit) / loss on sale of Property, plant & equipments		
	Profit on sale of investment		
	Operating profit before working capital changes	696,875.18	1,088,883.97
	Adjustments for:		
	(Increase) / decrease in other non current assets		34,033.64
	(Increase) / decrease in other current assets	(10,426.00)	1,266.00
	(Increase) / decrease in loan and advances		110,397.00
	(Increase) / decrease in inventories		
	(Increase) / decrease in trade receivable	4,997,311.06	1,886,652.58
	(Increase) / decrease other financial assets	958,128.00	(459,409.00)
	(Increase) / decrease in other tax liabilities	1,995,450.77	780,088.91
	Increase/(decrease) in Provision		
	Increase/(decrease) in trade payables	26,108.00	
	Increase/(decrease) in other current liabilities	139,510.65	(10,660.37)
	Increase/(decrease) in other financial liabilities		
	Cash generated from operations	8,802,957.66	2,930,202.66
	Current taxes paid	(300,000.00)	58,996.72
	Cash Flow from operating activity before Exceptional	8,502,957.66	2,879,205.94
	Exceptional items		
	Net cash from operating activities (A)	8,502,957.66	2,879,205.94
B	Cash flow from investing activities		
	Purchase of Property, Plant and Equipments		
	Sale of Property, plant and equipments		
	(Increase)/decrease in current investments	(941,820.00)	
	Profit on sale of investment		
	Loans/ deposits with subsidiaries		
	Interest and dividend received	962,987.18	664,115.00
	Net cash used in investing activities (B)	21,167.18	664,115.00
C	Cash flow from financing activities		
	Proceeds from issue of share capital		
	Repayment of long term borrowings		
	Proceeds from long term borrowings		
	Repayment from short term borrowings	(6,710,000.00)	(4,173,347.00)
	Proceeds from Short term borrowings		
	Interest paid		
	Dividend paid		
	Corporate dividend tax		
	Net cash used in financing activities (C)	(6,710,000.00)	(4,173,347.00)
	Net increase in cash and cash equivalents (A+B+C)	1,814,124.79	(517,972.60)
	Cash and cash equivalents at the beginning of the year	5,246,567.00	5,764,540.84
	Cash and cash equivalents at the end of the year	7,060,692.00	5,246,567.00


Components of cash and cash equivalents


	2,060,692.22	246,567.32
On current accounts	5,000,000.00	5,000,000.00
On deposits accounts		
Cash on Hand		
Total cash & cash equivalents	7,060,692.00	5,246,567.00

Notes:

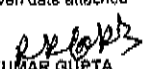
1. Cash flow statement has been prepared under the indirect method as set out in Ind AS - 7 issued by the Institute of
2. Previous year's figures regrouped / recasted where ever necessary

For and on behalf of the Board of Directors



MINO TANDON
(Director)
DIN NO 01710504


JEETESH KUMAR
(Director)
DIN NO 06701650

As per our report of even date attached


RAJIV KUMAR GUPTA
(CHARTERED ACCOUNTANTS)
(MEMBERSHIP NO. 83497)

PLACE: New Delhi
DATED: 30/5/2019



STATEMENT OF CHANGES IN EQUITY FOR THE YEAR ENDED 31st MARCH 2019

(a) EQUITY SHARE CAPITAL

Particulars	As at 31/03/2019		As at 31/03/2018		As at 31/03/2017	
	No. of Shares	Amounts	No. of Shares	Amounts	No. of Shares	Amounts
Balance at the beginning of the reporting period	2500000	25000000	2500000	25000000	2500000	25000000
Add:- Issued During the year	0	0	0	0	0	0
Balance at the end the reporting period	2500000	25000000	2500000	25000000	2500000	25000000

(b) OTHER EQUITY

FOR THE YEAR ENDED 31st MARCH 2018

(₹ in lakhs)

Particulars	Securities premium Accounts	General Reserve	Retained Earning	Equity Instruments through other comprehensive income	Others	Total
As at April 01, 2016	-	-	46.18	-	-	46.18
Profit for the year	-	-	17.06	-	-	17.06
Other Comprehensive Income for the Year	-	-	-	-	-	0.00
Total Comprehensive income	-	-	63.24	-	-	63.24
Dividend	-	-	-	-	-	0.00
Transfer to reserve	-	-	-	-	-	0.00
Balance as at March 31st, 2017	-	-	63.24	-	-	63.24

FOR THE YEAR ENDED 31st MARCH 2019

(₹ in lakhs)

Particulars	Securities premium Accounts	General Reserve	Retained Earning	Equity instruments through other comprehensive income	Others	Total
As at April 01, 2017	-	-	63.24	-	-	63.24
Profit for the year	-	-	15.93	-	-	15.93
Other Comprehensive income for the Year	-	-	-	0.17	-	0.17
Total Comprehensive income	-	-	79.16	0.17	-	79.33
Dividend	-	-	-	-	-	-
Transfer to reserve	-	-	-	-	-	-
Balance as at March 31st, 2018	-	-	79.16	0.17	-	79.33

See accompanying Notes forming part of Financial Statements

FOR AND ON BEHALF OF THE BOARD OF DIRECTORS

As per our report of even date attached


MINU TANDON
(Director)
DIN NO 01710504


JEETESH KUMAR
(Director)
DIN NO 06701650


RAJIV KUMAR GUPTA
(CHARTERED ACCOUNTANTS)
(Membership No. 83497)

PLACE: New Delhi
DATED: 30/5/2019



M/S. RR INSURANCE BROKERS PRIVATE LIMITED

NOTES TO AND FORMING PART OF BALANCE SHEET AS AT

31-Mar-2019

NOTES TO THE STANDALONE FINANCIAL STATEMENTS

1 Corporate overview

RR Insurance Brokers Pvt Ltd ("the company") is a public limited company domiciled in India and incorporated under the provisions of companies Act, 2013. The address of its corporate office is 412-422, 4th floor, Indraprakash building, 21 Barakhamba road, New Delhi 110001. The company is engaged in insurance Business.

2 Significant Accounting Policies

(A) Basis of Preparation of Financial Statements

In accordance with the notification issued by Ministry of corporate Affairs, the company has adopted Indian Accounting Standards (referred to as "Ind AS" notified under the companies (Indian accounting standards) Rules, 2015 with effect from April 1, 2017. Previous figures have been restated to Ind AS. In accordance with IndAS 101 First time adoption of Indian accounting standards, the company has presented a reconciliation from the preparation of financial statements Accounting Standards notified by Companies (Accounting Standards) Rules 2016 ("previous GAAP") to Ind AS of shareholders equily as at march 31, 2017 and April 1, 2018 and for the comprehensive net income for the year ended March 31, 2017.

The financial statements are prepared in accordance with Indian Accounting Standards (Ind AS) notified under section 133 of companies act 2013 ("ACT") read with Companies (Indian Accounting Standards) Rules 2015; and the other provisions of the act and rules thereafter.

The financial statements have been prepared on a going concern basis under historical cost convention basis, except for certain financial instruments measured at fair value.

The company financial statements are presented in Indian Rupees (₹) All figures appearing in the financial statement are rounded to the nearest Indian Rupees (₹), except where otherwise indicated.

(B) Use of Judgements & Estimates

The preparation of financial statements in conformity with Ind AS requires the Management to make estimates and assumptions to be made that affect the reported amount of assets and liabilities on the date of the financial statements and the reported amount of revenues and expenses during the reporting period. Difference between the actual results and estimates are recognised in the period in which the result are known / materialised.

(C) Revenue Recognition

Income is being accounted for on accrual basis

Revenue is recognized to the extent that it is probable that the economic benefits will flow to the group and revenue can be reliably measured, regardless of when the payment is being made. Revenue is measured at fair value of the consideration received or receivable, taking into account contractually defined terms of payment and excluding taxes and duties collected on behalf of government. The revenue is recognized net of GST (if any)

(D) Property, plant and equipment

- i) Property, plant and equipment are stated at cost net of accumulated depreciation and accumulated impairment losses if any.
- ii) The initial cost of an fixed Assets are stated at cost, including freight, installation, duties and taxes, finance charges and other incidental expenses incurred during construction or installation to bring the assets to their state of intended use.
- iii) The company has elected to use the exemption available under Ind AS 101 to continue the carrying value of all of its property, plant and equipments as recognised in the financial statements as the date of transition of Ind AS, measured as per previous GAAP and use that as its deemed cost on date of transition (1st April 2017).
- iv) Depreciation on property, plant and equipment is provided on the Straight Line Method by considering the revised useful life of the assets (after retaining the estimated residual value of upto 5%) in the manner prescribed under schedule II to the Companies Act, 2013.
- v) Intangible assets acquired separately are measured on initial recognition at cost. Following initial recognition, intangible assets are amortised over their respective individual estimated useful lives on straight line method. The company has elected to continue with the carrying value for all its intangible assets as recognised in its Indian GAAP financials as deemed cost as at the transition date (1st April 2017).

(E) Impairment of Non Financial Assets

Impairment loss is provided, if any, to the extent, the carrying amount of assets exceed their recoverable amount. Recoverable amount is higher of an asset's net selling price and its value in use. Value in use is the present value of estimated future cash flows expected to arise from the continuing use of an asset and from its disposal at the end of its useful life.

Impairment losses recognised in prior years are reversed when there is an indication that the impairment losses recognised no longer exist or have decreased. Such reversals are recognised as an increase in carrying amount of assets to the extent that it does not exceed the carrying amounts that would have been determined (net of amortisation or depreciation) had no impairment loss been recognised in previous years.

(F) Valuation of Investment

Investments are valued at acquisition cost Provision is made for diminution in the value of investment which is perceived to be of permanent nature.

(G) Inventories

Stocks of quoted share /debentures and other securities are valued at fair price, but where the fair value is not available, we consider the last value provided.

Stocks of unquoted shares/debenture and other securities valued at fair value to the extent possible.

The difference between the fair value of inventory and the cost price or market price which ever is lower recognised in Other comprehensive income.

(H) Investment in subsidiaries, Joint ventures and Associates

Investment in equity shares of subsidiaries, joint ventures and associates are recorded at cost.

(I) Financial Instruments

A financial instrument is any contract that gives rise to a financial assets to one entity and financial liability to another entity.

(I.1) Financial Assets

Financial assets at amortised cost: Assets that are held for collection of contractual cash flows where those cash flows represent solely payments of principal and interest are measured at amortised cost.

These are presented as current assets, except for those maturing later than 12 months after the reporting date which are presented as non current assets. Financial assets are measured initially at fair value plus transaction cost.

Financial assets at amortised cost are represented by trade receivable, security deposits, cash and cash equivalent, employee and other advances.

Financial assets at fair value through other comprehensive income (FVTOCI): All equity investments are measured at fair values. Investments which are held for trading purpose/investment purpose and where the company has exercised the option to classify the investments as fair value through other comprehensive income (FVTOCI), all fair value changes on the investments are recognised in OCI. The accumulated gain or losses recognised in OCI are classified to retained earnings on sale of such investments.



M/S. RR INSURANCE BROKERS PRIVATE LIMITED

NOTES TO AND FORMING PART OF BALANCE SHEET AS AT

31-Mar-2019

Financial liabilities

Initial recognition and measurement

All financial liabilities are recognised initially at fair value and in case of loan and borrowings net of directly attributable costs.

Financial liabilities are subsequently measured at amortised cost. For trade and other payable maturity within one year from the balance sheet date, the carrying value approximates fair value due to short maturity of these instruments.

(J) Investment Property

Investment property is property (land or a building or part of a building or both) held either to earn rental income or for capital appreciation or for both, but not for sale in ordinary course of business. Investment properties are stated at cost net of accumulated depreciation and accumulated impairment losses, if any.

(K) Taxation

(K.1) Current income tax

Current income tax assets and liabilities are measured at the amount expected to be recovered from or paid to the taxation authority. The tax rates and tax laws used to compute the amount are those that are enacted or substantively enacted, at the reporting date. Current tax items are recognised in correlation to the underlying transaction either in the statement of Profit and loss, other comprehensive income or directly in equity.

(K.2) Deferred Tax

Deferred Tax is provided using balance sheet method on temporary difference between the tax bases of assets and liabilities and their carrying amount for financial reporting purposes at the reporting date.

Deferred tax liabilities are measured at the tax rates that are expected to apply in the period in which the liability is settled or assets realized, based on tax rates (and tax laws) that have been enacted or subsequently enacted at the end of reporting period. The carrying amount of Deferred tax liabilities and assets are reviewed at the end of each reporting period.

(ii) A deferred tax asset is recognised for unclaimed MAT credits that are carried forward as deferred tax assets.

(L) Gratuity is being provided on cash basis.

(M) Foreign Currency Transaction

i) Transactions denominated in foreign currencies are recorded at the exchange rates prevailing at the time of transaction.

ii) Monetary items denominated in foreign currencies at the year-end are translated at the year end rate, the resultant gain or loss will be recognized in the statement of profit and loss account.

iii) Any gain or loss arising on account of exchange difference on settlement of transaction is recognized in the statement of profit and loss account.

(N) Provision and contingencies

The company creates a provision when there exists a present obligation as a result of past event that probably requires an outflow of resources and a reliable estimate can be made of the amount of the obligation. A disclosure for a contingent liability is made when there is a possible obligation or a present obligation that may, but probably will not require an outflow of resources, when there is a possible obligation or a present obligation in respect of which likelihood of outflow of resources is remote, no provision or disclosure is made.

(O) Research and Development

Revenue expenditure on research and development is charged as an expense in the year in which it is incurred under respective heads of accounts. Expenditure which results in the creation of capital assets is capitalised and depreciation is provided on such assets as applicable.

(P) Earnings per share

The Basic earning per share and diluted earning per share have been computed in accordance with Indian Accounting Standard (IND AS-33) on "Earnings Per Share" and is also shown in the Statement of Profit and Loss.

3 PROPERTY PLANT AND EQUIPMENTS

(a) The Changes in the carrying value of property, plant and equipments for the year ended March 31, 2019 are as follows

(Amount in ₹)

Particulars	Furniture & fixtures	Computer	Air conditioner	Mobile set	Office equipment	UPS	TOTAL
Gross carrying value as of April 1, 2018	375,108.00	3,071,383.00	434,794.00	83,580.00	233,834.00	255,270.00	4,433,759.00
Addition	-	-	-	-	-	-	-
Deletions	-	-	-	-	-	-	-
Gross carrying value as of March 31, 2019	375,108.00	3,071,383.00	434,794.00	83,580.00	233,834.00	255,270.00	4,433,759.00
Accumulated Depreciation as of April 1, 2018	262,370.44	2,817,784.85	263,079.50	32,072.35	102,372.44	141,332.53	3,659,022.52
Depreciation for the year	43,018.81	-	30,037.48	4,482.45	14,047.88	14,427.28	106,013.49
Disposals	-	-	-	-	-	-	-
Accumulated Depreciation as of March 31, 2019	305,389.25	2,817,784.85	293,117.39	36,554.81	116,420.32	155,759.79	3,785,039.01
Net Carrying Amount as at March 31, 2019	89,718.85	153,598.15	201,876.81	27,025.19	117,213.68	99,510.21	688,722.89
Net Carrying Amount as at March 31, 2018	112,737.56	153,588.15	281,714.10	31,517.84	131,261.66	113,937.47	774,758.48

The Changes in the carrying value of property, plant and equipments for the year ended March 31, 2018 are as follows

(Amount in ₹)

Particulars	Furniture & fixtures	Computer	Air conditioner	Mobile set	Office equipment	UPS	TOTAL
Gross carrying value as of April 1, 2017	375,108.00	3,071,383.00	434,794.00	83,580.00	233,834.00	255,270.00	4,433,759.00
Addition	-	-	-	-	-	-	-
Deletions	-	-	-	-	-	-	-
Gross carrying value as of March 31, 2018	375,108.00	3,071,383.00	434,794.00	83,580.00	233,834.00	255,270.00	4,433,759.00
Accumulated Depreciation as of April 1, 2017	219,351.83	2,817,784.85	173,042.41	27,369.81	88,924.78	120,805.27	3,553,009.03
Depreciation for the year	43,018.81	-	30,037.49	4,482.45	14,047.88	14,427.28	106,013.49
Disposals	-	-	-	-	-	-	-
Accumulated Depreciation as of March 31, 2018	262,370.44	2,817,784.85	203,079.50	32,072.35	102,372.44	141,332.53	3,659,022.52
Net Carrying Amount as at March 31, 2018	112,737.56	153,588.15	281,714.10	31,517.84	131,261.66	113,937.47	774,758.48
Net Carrying Amount as at March 31, 2017	155,758.17	168,566.15	281,714.10	36,000.00	149,300.24	128,894.73	860,748.87



M/S. RR INSURANCE BROKERS PRIVATE LIMITED

NOTES TO AND FORMING PART OF BALANCE SHEET AS AT

31-Mar-2019

4. INTANGIBLE ASSETS

The Changes in the carrying value of intangible assets for the year ended March 31'2019 are as follows

Particulars	Intellectual Property Rights	Software	Others	Total
Gross carrying value as of April 1, 2018	-	1,661,948	-	1,661,948
Addition	-	-	-	-
Deletions	-	-	-	-
Gross carrying value as of March 31, 2019	-	1,661,948	-	1,661,948
Accumulated Depreciation as of April 1, 2018	-	1,578,851	-	1,578,851
Depreciation for the year	-	-	-	-
Disposals	-	-	-	-
Accumulated Depreciation as of March 31, 2019	-	1,578,851	-	1,578,851
Net Carrying Amount as at March 31, 2019	-	83,097.40	-	83,097
Net Carrying Amount as at March 31, 2018	-	83,097.00	-	83097

The Changes in the carrying value of intangible assets for the year ended March 31'2018 are as follows

Particulars	Intellectual Property Rights	Software	Others	Total
Gross carrying value as of April 1, 2017	-	1,661,948	-	1,661,948
Addition	-	-	-	-
Deletions	-	-	-	-
Gross carrying value as of March 31, 2018	-	1,661,948	-	1,661,948
Accumulated Depreciation as of April 1, 2017	-	1,578,851	-	1,578,851
Depreciation for the year	-	-	-	-
Disposals	-	-	-	-
Accumulated Depreciation as of March 31, 2018	-	1,578,851	-	1,578,851
Net Carrying Amount as at March 31, 2018	-	83,097	-	83,097
Net Carrying Amount as at March 31, 2017	-	83,097.00	-	83097

5. NON CURRENT INVESTMENT

INVESTMENTS IN EQUITY SHARES (QUOTED) NIL

INVESTMENTS IN SUBSIDIARY UNQUOTED EQUITY SHARES AT COST NIL

6. CURRENT INVESTMENT

(a) **INVESTMENTS IN EQUITY SHARES (QUOTED)** NIL

(b) **INVESTMENT IN MUTUAL FUND**

S. No	Particulars	As at 31/03/2018	As at 31/03/2018
(a)	Investment in Mutual Fund	964,435.00	-
		964,435.00	-

7. LOANS

S. No	Particulars	As at 31/03/2019	As at 31/03/2018
(a)	SECURITY DEPOSITS		
	CONSIDERED GOOD	-	-
	CONSIDERED DOUBTFUL	-	-
	LESS: ALLOWANCE FOR DOUBTFUL	-	-
(b)	LOANS TO RELATED PARTY	103,695.00	103,695.00
(c)	LOANS TO EMPLOYEES	-	-
(d)	LOAN TO OTHERS		
	CONSIDERED GOOD	-	-
	CONSIDERED DOUBTFUL	-	-
	LESS: ALLOWANCE FOR DOUBTFUL	-	-
	TOTAL	103,695.00	103,695.00

8. TRADE RECEIVABLES:

(Unsecured unless otherwise stated)

S. No	Particulars	As at 31/03/2019	As at 31/03/2018
(a)	CONSIDERED GOODS- UNSECURED	8,750,708.98	13,597,441.81
	CONSIDERED DOUBTFUL	-	-
	LESS: ALLOWANCE FOR DOUBTFUL	-	-
	TOTAL	8,750,708.98	13,597,441.81

9. OTHER FINANCIAL ASSETS

S. No	Particulars	As at 31/03/2019	As at 31/03/2018
(a)	INTEREST RECEIVABLE	-	-
(b)	SECURITY DEPOSITS	-	-



M/S. RR INSURANCE BROKERS PRIVATE LIMITED

NOTES TO AND FORMING PART OF BALANCE SHEET AS AT

31-Mar-2019

(c)	LONG TERM BANK DEPOSITS(MORE THAN 12 MONTHS)	-	-
(d)	ADVANCES TO SUBSIDIARY	-	-
(e)	CLAIMS	-	-
(f)	EMPLOYEES ADVANCE	-	-
	TOTAL	-	-

10 DEFERRED TAX

Deferred income tax reflect the net tax effects of temporary difference between the carrying amount of assets and liabilities for financial reporting purposes and the amounts used for income tax purposes. Significant component of the company net deferred income tax as follows.

Deferred tax assets:

S. No	Particulars	As at 31/03/2019	As at 31/03/2018
	THE BALANCE COMPROMISE TEMPORARY DIFFERENCE ATTRIBUTAL TO:		
(a)	DEPRECIATION	(111,342.00)	(150,099.00)
(b)	UNUSED TAX CREDITS (MAT CREDIT ENTITLEMENT)	1,237,796.00	937,796.00
(c)	OTHERS	(5,880.00)	-
	TOTAL DEFERRED TAX ASSETS	1,120,574.00	787,697.00

	As at 31/03/2019	As at 31/03/2018
MOVEMENT IN DEFERRED TAX		
CHARGED/(CREDITED)	38,787.00	
TO PROFIT & LOSS		14,565.00
TO OTHER COMPREHENSIVE INCOME	(3,880.00)	
UNUSED TAX CREDITS (MAT CREDIT ENTITLEMENT)	309,000.00	937,796.00
TOTAL	332,877.00	952,351.00

11 NON CURRENT TAX ASSETS

S. No	Particulars	As at 31/03/2019	As at 31/03/2018
(a)	ADVANCE INCOME TAX AND TAX DEDUCTED AT SOURCE (NET OF PROVISION FOR TAXATION)	10,200,718.80	12,159,339.20
	TOTAL	10,200,718.80	12,159,339.20

12 OTHER NON-CURRENT ASSETS

S. No	Particulars	As at 31/03/2019	As at 31/03/2018
(a)	ADVANCE TO RELATED PARTIES	-	-
(b)	SECURITY DEPOSITS TO RELATED PARTIES	-	-
(c)	SECURITY DEPOSITS TO OTHERS	82,543.00	82,543.00
(d)	PREPAID EXPENSES	-	-
(e)	OTHER ADVANCE	-	-
	TOTAL	82,543.00	82,543.00

13 INVENTORIES

There are no inventories held by the company

14 TRADE RECEIVABLES:

(Unsecured unless otherwise stated)


S. No	Particulars	As at 31/03/2019	As at 31/03/2018
(a)	CONSIDERED GOODS- UNSECURED	4,057,048.20	4,207,626.63
	CONSIDERED DOUBTFUL	-	-
	LESS: ALLOWANCE FOR DOUBTFUL	-	-
	TOTAL	4,057,048.20	4,207,626.63

15 CASH & CASH EQUIVALENTS :

S. No	Particulars	As at 31/03/2019	As at 31/03/2018
(a)	BALANCE WITH BANKS		
	IN DEPOSITS ACCOUNTS		
	IN CURRENT ACCOUNTS	2,037,851.22	246,567.32
(b)	CHEQUES, DRAFTS ON HAND		
(c)	CASH ON HAND	22,841.00	-
	TOTAL	2,060,692.22	246,567.32

16 OTHER BANK BALANCE

S. No	Particulars	As at 31/03/2019	As at 31/03/2018
(a)	Earmarked Balance		
	DEPOSITS WITH ORIGINAL MATURITY FOR MORE THAN 3 MONTHS BUT LESS THAN 12 MONTHS	-	-
(b)	DEPOSITS WITH ORIGINAL MATURITY FOR MORE THAN 12 MONTHS	5,000,000.00	5,000,000.00
(c)	MARGIN MONEY		
	TOTAL	5,000,000.00	5,000,000.00



M/S. RR INSURANCE BROKERS PRIVATE LIMITED

NOTES TO AND FORMING PART OF BALANCE SHEET AS AT

31-Mar-2019

17 **LOANS**

S. No	Particulars	As at 31/03/2019	As at 31/03/2018
(a)	SECURITY DEPOSITS	-	-
	CONSIDERED GOODS	-	-
	CONSIDERED DOUBTFUL	-	-
	LESS: ALLOWANCE FOR DOUBTFUL	-	-
(b)	LOANS TO RELATED PARTY	-	-
(c)	LOANS TO EMPLOYEES	-	-
(d)	LOAN TO OTHERS	-	-
	CONSIDERED GOOD	-	-
	CONSIDERED DOUBTFUL	-	-
	LESS: ALLOWANCE FOR DOUBTFUL	-	-
	TOTAL	-	-

18 **OTHER CURRENT FINANCIAL ASSETS**

S. No	Particulars	As at 31/03/2019	As at 31/03/2018
(a)	INTEREST RECEIVABLE	301,140.00	1,259,268.00
(b)	SECURITY DEPOSITS	-	-
(c)	EMPLOYEE ADVANCES	-	-
(d)	ADVANCES TO SUBSIDIARY	-	-
(e)	CLAIMS	-	-
(f)	OTHERS	-	-
	TOTAL	301,140.00	1,259,268.00

19 **OTHER CURRENT TAX ASSETS**

S. No	Particulars	As at 31/03/2019	As at 31/03/2018
(a)	CURRENT YEARS TAXES RECOVERABLE (NET OF LIABILITY)	862,804.00	899,734.37
(b)	ADVANCE PAYMENT OF INCOME TAX	-	-
(c)	SERVICE TAX RECEIVABLE	-	-
(d)	IGST	-	-
(e)	INPUT CGST	-	-
(f)	INPUT IGST	-	-
(g)	INPUT SGST	-	-
	TOTAL	862,804.00	899,734.37

20 **OTHER CURRENT ASSETS:**

S. No	Particulars	As at 31/03/2019	As at 31/03/2018
(a)	PREPAID EXPENSES	31,763.00	21,337.00
(b)	ADVANCE TO SUPPLIERS	-	-
(c)	ADVANCE OTHERS THAN CAPITAL ADVANCES	-	-
(d)	RECOVERABLE FROM GST	-	-
	TOTAL	31,763.00	21,337.00

21 **SHARE CAPITAL:**

S. No	Particulars	As at 31/03/2019	As at 31/03/2018
(a)	(i) AUTHORISED:		
	25,00,000 (LAST YEAR 25,00,000) EQUITY SHARES OF Rs. 10/- EACH	25,000,000.00	25,000,000.00
(b)	(ii) ISSUED, SUBSCRIBED & PAID UP		
	SHARE AT THE BEGINNING OF THE ACCOUNTING PERIOD 25,00,000/- (PREVIOUS YEAR 25,00,000/-) EQUITY SHARE OF '10/- ADD: FORFEITED SHARE	25,000,000.00	25,000,000.00
	TOTAL	25,000,000.00	25,000,000.00

A. RECONCILIATION OF EQUITY SHARES OUTSTANDING AT THE BEGINNING AND AT THE END OF THE REPORTING PERIOD

S.	Particulars	AS AT 31st MARCH 2019	AS AT 31st MARCH 2018
----	-------------	-----------------------	-----------------------



M/S. RR INSURANCE BROKERS PRIVATE LIMITED

NOTES TO AND FORMING PART OF BALANCE SHEET AS AT

31-Mar-2019

No		No. of Shares	Amounts	No. of Shares	Amounts
(a)	SHARE OUTSTANDING AT THE BEGINNING OF THE PERIOD	2500000	25000000	2500000	25000000
(b)	Add:-ISSUED DURING THE YEAR	-	-	-	-
(c)	SHARE OUTSTANDING AT THE END OF THE PERIOD	2500000	25000000	2500000	25000000

B. The Group has only one class of equity shares having a par value of ₹10 per share. Each holder of equity share is entitled to one vote per share. The group declares and pays dividend in Indian rupees. In the event of liquidation of the company, the holders of equity shares will be entitled to receive the remaining assets of the company in proportion to the number of equity shares held.

C. DETAILS OF SHAREHOLDERS HOLDING MORE THAN 5% SHARES.

S. No	Particulars	AS AT 31st MARCH 2019		AS AT 31st MARCH 2018	
		No. of Shares	% of Holding	No. of Shares	% of Holding
(a)	RR FINANCIAL CONSULTANTS LIMITED	2500000	100%	2500000	100%

22 OTHER EQUITY:

S. No	Particulars	As at 31/03/2019	As at 31/03/2018
(a)	RESERVE AND SURPLUS	-	-
(b)	SECURITY PREMIUM ACCOUNT	-	-
(c)	GENERAL RESERVE	-	-
(d)	RETAINED EARNING	7,918,202.36	6,323,596.53
(e)	EQUITY INSTRUMENTS THROUGH OTHER INSTRUMENTS	16,735.00	-
(f)	OTHER RESERVES	-	-
	TOTAL OTHER EQUITY	7,932,937.36	6,323,596.53

S. No	Particulars	As at 31/03/2019	As at 31/03/2018
(A)	GENERAL RESERVE		
	AT THE BEGINNING OF THE ACCOUNTING PERIOD	-	-
	ADDITIONS DURING THE YEAR	-	-
	AT THE END OF THE ACCOUNTING PERIOD	-	-
(B)	SECURITIES PREMIUM ACCOUNT		
	AT THE BEGINNING OF THE ACCOUNTING PERIOD	-	-
	ADDITIONS DURING THE YEAR	-	-
	LESS:- BONUS SHARES ISSUED	-	-
	AT THE END OF THE ACCOUNTING PERIOD	-	-
(C)	SURPLUS		
	AT THE BEGINNING OF THE ACCOUNTING PERIOD	6,323,596.53	4,617,814.33
	ADDITIONS DURING THE YEAR	1,592,805.83	1,708,982.20
	(BALANCE IN STATEMENT OF PROFIT & LOSS A/C)		
	LESS : ALLOCATIONS AND APPROPRIATIONS	-	-
	INTERIM DIVIDEND	-	-
	TAX ON DIVIDEND	-	-
	AT THE END OF THE ACCOUNTING PERIOD	7,916,202.36	6,323,596.53
(D)	EQUITY THROUGH OTHER COMPREHENSIVE INCOME		
	OPENING BALANCE	-	-
	ADDITIONS/(DELETION) DURING THE YEAR	16,735.00	-
	CLOSING BALANCE	-	-
	GRAND TOTAL (A+B+C+D)	7,932,937.36	6,323,596.53

NON CURRENT LIABILITIES

23 LONG TERM BORROWINGS

S. No	Particulars	As at 31/03/2019	As at 31/03/2018
(a)	SECURED		
	(a) BONDS/DEBENTURES	-	-
	(b) TERM LOANS	-	-
	(c) LOAN FROM RELATED PARTIES	-	-
	(d) OTHER LOANS & ADVANCES	-	-
(b)	UNSECURED		
	(a) BONDS / DEBENTURES	-	-
	(b) TERM LOANS	-	-
	(c) LOANS FROM RELATED PARTIES	-	-
	(d) OTHER LOANS AND ADVANCE	217,960.00	-
	TOTAL	217,960.00	-



M/S. RR INSURANCE BROKERS PRIVATE LIMITED

NOTES TO AND FORMING PART OF BALANCE SHEET AS AT

31-Mar-2019

24 NON CURRENT TRADE PAYABLES

S. No	Particulars	As at 31/03/2019	As at 31/03/2018
(a)	SUNDRY CREDITORS	26,108.10	-
(b)	DUE TO SUBSIDIARIES	-	-
(c)	DUE TO OTHERS	-	-
	TOTAL	26,108.10	-

25 OTHER NON CURRENT FINANCIAL LIABILITIES

S. No	Particulars	As at 31/03/2019	As at 31/03/2018
(a)	DEPOSITS	-	-
(b)	SECURITY DEPOSITS FROM RELATED PARTIES	-	-
	TOTAL	-	-

26 DEFERRED TAX LIABILITIES (NET)

S. No	Particulars	As at 31/03/2019	As at 31/03/2018
(a)	DEFERRED TAX LIABILITIES	-	-
	TOTAL	-	-

27 LONG-TERM PROVISIONS:

S. No	Particulars	As at 31/03/2019	As at 31/03/2018
(a)	PROVISIONS FOR EMPLOYEE BENEFITS	-	-
(b)	OTHERS	-	-
	TOTAL	-	-

28 OTHER NON CURRENT LIABILITIES

S. No	Particulars	As at 31/03/2019	As at 31/03/2018
(a)	ADVANCES FROM SUBSIDIARY	-	-
(b)	ADVANCES FROM OTHERS	-	-
(c)	OTHERS	-	-
	TOTAL	-	-

29 BORROWINGS

S. No	Particulars	As at 31/03/2019	As at 31/03/2018
(a)	SECURED		
(a)	BONDS/DEBENTURES	-	-
(b)	TERM LOANS	-	-
(c)	LOAN FROM RELATED PARTIES	-	-
(d)	OTHER LOANS & ADVANCES	-	-
(b)	UNSECURED		
(a)	BOND / DEBENTURES	-	-
(b)	TERM LOANS	-	-
(c)	LOANS FROM RELATED PARTIES	-	6,710,000.00
(d)	OTHER LOANS	-	217,960.00
	TOTAL	-	6,927,960.00


30 TRADE PAYABLES

S. No	Particulars	As at 31/03/2019	As at 31/03/2018
(a)	SUNDRY CREDITORS	-	-
(b)	DUE TO SUBSIDIARIES	-	-
(c)	DUE TO OTHERS	-	-
	TOTAL	-	-

31 OTHER FINANCIAL LIABILITIES

S. No	Particulars	As at 31/03/2019	As at 31/03/2018
(a)	SECURITY	-	-
(b)	DEPOSITS	-	-
(c)	OTHER LIABILITIES (INCLUDING CREDITORS FOR EXPENSES AND OTHERS)	-	-
	TOTAL	-	-

32 OTHER CURRENT LIABILITIES



M/S. RR INSURANCE BROKERS PRIVATE LIMITED

NOTES TO AND FORMING PART OF BALANCE SHEET AS AT

31-Mar-2019

D. No	Particulars	As at 31/03/2019	As at 31/03/2018
(a)	REVENUE IN ADVANCE	-	-
(b)	OTHER ADVANCE	-	-
(c)	STATUTORY LIABILITIES	370,380.13	238,468.48
(d)	OTHER LIABILITIES PAYABLE	740,667.00	673,048.00
	TOTAL	1,111,027.13	971,516.48

33 CURRENT PROVISIONS

S. No	Particulars	As at 31/03/2019	As at 31/03/2018
(a)	PROVISIONS FOR EMPLOYEE BENEFITS	-	-
(b)	LIABILITIES OF EXPENSES FOR EXPENSES PROVISION	-	-
	TOTAL	-	-

34 CURRENT TAX LIABILITIES

S. No	Particulars	As at 31/03/2019	As at 31/03/2018
(a)	CURRENT TAX LIABILITIES	-	-
	TOTAL	-	-



M/S. RR INSURANCE BROKERS PRIVATE LIMITED
NOTES TO AND FORMING PART OF STATEMENT OF PROFIT AND LOSS FOR THE YEAR ENDED

31-Mar-2019

(Amount in ₹)

Note No.	PARTICULARS	As at 31st March 2019	As at 31st March'2018
35	<u>REVENUE FROM OPERATIONS</u>		
	INCOME FROM OPERATIONS	13,357,259.57	15,063,923.47
		<u>13,357,259.57</u>	<u>15,063,923.47</u>
36	<u>OTHER INCOME:</u>		
	INTEREST INCOME	1,021,166.80	664,115.00
	DIVIDEND INCOME	-	-
	NET GAIN/LOSS ON SALE OF INVESTMENT	(58,179.67)	-
	OTHER NON-OPERATING INCOME	-	-
		<u>962,987.13</u>	<u>664,115.00</u>
37	<u>EMPLOYEE BENEFITS EXPENSE</u>		
	SALARY AND WAGES	5,385,095.00	5,645,510.00
	DIRECTOR'S REMUNERATIONS	615,000.00	80,816.00
	CONTRIBUTION TO PROVIDENT FUND & ESI	339,835.00	397,429.00
	ARREAR PROVIDENT FUND & ESI	-	589,756.76
	OTHER EXPENSES	-	-
	WORKERS AND STAFF WELFARE	117,600.00	151,089.00
	BONUS	134,900.00	159,500.00
		<u>6,592,430.00</u>	<u>7,024,100.76</u>
38	<u>FINANCIAL COSTS:</u>		
	INTEREST EXPENSES	-	-
	INTEREST TO BANK	-	-
	INTEREST TO PARTIES/DISTRIBUTORS (NET)	-	1,215,370.00
	INTEREST TO BANK ON VEHICLE LOAN	-	-
	INTEREST ON TDS & OTHER TAXES	-	239,603.00
	OTHER BORROWING COSTS	-	-
	APPLICABLE NET GAIN/LOSS ON FOREIGN	-	-
	CURRENCY TRANSACTIONS AND TRANSLATIONS	-	-
		<u>-</u>	<u>1,454,973.00</u>
39	<u>DEPRECIATION AND AMORTIZATION EXPENSES:</u>		
	DEPRECIATION	106,013.48	106,013.49
	PRELIMINARY & PRE-OPERATIVE EXP. WRITTEN OFF	-	-
		<u>106,013.48</u>	<u>106,013.49</u>



M/S. RR INSURANCE BROKERS PRIVATE LIMITED
NOTES TO AND FORMING PART OF STATEMENT OF PROFIT AND LOSS FOR THE YEAR ENDED

31-Mar-2019

(Amount in ₹)

Note No.	PARTICULARS	As at 31st March 2019	As at 31st March'2018
40	<u>OTHER EXPENSES:</u>		
	BANK CHARGES	8,995.84	5,917.40
	CONVEYANCE EXPENSES	-	-
	ELECTICITY EXPENSES	740,000.00	-
	ENTERTAINMENT EXP.	-	-
	FESTIVAL CELEBERATION EXPENSES	-	-
	FEES & TAXES	88,878.00	197,955.00
	GENERAL EXPENSES	-	256,016.34
	INSURANCE	42,674.00	72,066.00
	LEGAL & PROFESSIONAL EXPENSES	22,000.00	-
	PAYMENT TO THE AUDITORS	-	27,000.00
	PENALTIES	200.00	200.00
	POSTAGE & COURIER EXP.	-	15,860.00
	PRINTING & STATIONERY	-	-
	PROPERTY TAX	108,500.00	108,500.00
	RENT PAID	-	-
	REPAIR & MAINTENANCE (GENERAL)	122,350.00	301,175.00
	STAFF TRAINING EXPENSES	99,000.00	39,765.00
	SUBSCRIPTION/MEMBERSHIP FEES	13,820.00	15,000.00
	TELEPHONE EXP.	1,932.00	2,111.00
	TRAVELLING EXPENSES	-	-
	VEHICLE RUNNING	-	-
	BAD & DOUBTFUL DEBTS	4,820,468.00	4,454,400.00
	Short and Excess	(863.45)	-
		<u>6,067,954.39</u>	<u>5,495,965.74</u>
41	<u>PAYMENT TO AUDITORS</u>		
	PARTICULARS		
	STATUTORY AUDIT FEES	<u>27,000.00</u>	<u>27,000.00</u>
		<u>27,000.00</u>	<u>27,000.00</u>
42	<u>EARNINGS PER SHARES</u>		
a	Net Profit / (Loss) after tax as per Statement of Profit and Loss attributable to Equity Shareholders (`)	1,592,605.83	1,705,982.20
b	Weighted Average number of Equity Shares used as denominator for calculating EPS	2,500,000.00	2,500,000.00
c	Basic and Diluted Earnings per Share (`)	0.637	0.682
d	Face Value per Equity Share (`)	10.00	10.00



M/S. RR INSURANCE BROKERS PRIVATE LIMITED
NOTES TO AND FORMING PART OF STATEMENT OF PROFIT AND LOSS FOR THE YEAR ENDED
31-Mar-2019

(Amount in ₹)

Note No.	PARTICULARS	As at 31st March 2019	As at 31st March'2018
----------	-------------	-----------------------	-----------------------

43 RELATED PARTY DISCLOSURE

As per Ind AS 24, the disclosures of transactions with the related parties given below:

a List of Related Parties (as identified and certified by the Management)

Parties where control exists

S.NO.	Name of the Related Parties	Relationship
1	RR FINANCIAL CONSULTANTS LIMITED	HOLDING
2	ARIX CONSULTANTS PVT LTD	ASSOCIATE
3	RR INFORMATION & INVESTMENT RESEARCH PVT LTD	ASSOCIATE
4	RR INVESTORS CAPITAL SERVICES PVT LTD	ASSOCIATE
5	RR FINCAP PVT LTD	ASSOCIATE
6	RR EQUITY BROKERS PRIVATE LIMITED	ASSOCIATE
7	RR INFRA ESTATES PRIVATE LIMITED	ASSOCIATE
8	LAKSHMI NARAYAN INFRA ESTATES PVT LTD.	ASSOCIATE
9	PRIYA DARSHAN REAL ESTATE PVT LTD	ASSOCIATE
10	RR COMMODITY BROKER PVT LTD	ASSOCIATE
11	RR IT SOLUTIONS PVT LTD	ASSOCIATE
12	RR INVESTOR DISTRIBUTION COMPANY PVT LTD	ASSOCIATE
13	RR INVESTOR SECURITIES TRADING PVT LTD	ASSOCIATE
14	RR INVESTORS RETAIL SERVICES PVT LTD	ASSOCIATE
15	RR LAND ESTATE PVT LTD	ASSOCIATE

S.No.	Key Management Personal	Designation
1	MEENU TONDON	DIRECTOR
2	JEETESH KUMAR	DIRECTOR

b Transaction during the year with related parties

S.No.	Nature of Transaction	(₹ in Lakhs)			
		31st March 2019		31st March 2018	
		Holding Co.	Associate Co.	Holding Co.	Associate Co.
1	Amount Due from us as at	0.00	0.00	67.10	0.00
2	Amount Due to us as at	0	1.03	0	1.03
3	Purchase of Services/ Reimbursement of expenses	7.4	0	0	0
4	Interest	0	0	12.15	0

c Payment Made to Key Managerial Personnel

S.No.	Nature of Transaction	(₹ in Lakhs)	
		31st March 2019	31st March 2018
1	Director's Remuneration	6.15	0.80

44 Contingent Liabilities and Commitments


(to be extent not provided for)

(i) Contingent liabilities shall be classified as:

(a) Claims against the company not acknowledged as debts;	1.35 Lacs
(b) Guarantees;	Nil
(c) Other money for which the company is contingently liable	Nil

(ii) Commitments shall be classified as:

(a) Estimated amount of contracts remaining to be executed on capital account and not provided for;	Nil
(b) Uncalled liability on shares and other investments partly paid;	Nil
(c) Other commitments (specify nature)	Nil



M/S. RR INSURANCE BROKERS PRIVATE LIMITED
NOTES TO AND FORMING PART OF STATEMENT OF PROFIT AND LOSS FOR THE YEAR ENDED
31-Mar-2019

(Amount in ₹)

Note No.	PARTICULARS	As at 31st March 2019	As at 31st March'2018
45	INCOME TAX EXPENSES		
	Income tax expenses		
	Current Tax:		
	Current income tax for the year	300,000.00	310,000.00
	Adjustments for current tax of prior periods	-	583,354.28
	(A)	300,000.00	893,354.28
	Deferred Tax		
	Decrease/(increase) in deferred tax asset	38,757.00	(952,351.00)
	Decrease/(increase) in deferred tax liabilities		
	Unused tax(credit)[Mat credit entitlement]	300,000.00	
	Unused tax(credit)/reversal[Mat credit entitlement] of prior periods		
	(B)	338,757.00	(952,351.00)
	(A)+(B)	(38,757.00)	(58,996.72)
	Reconciliation of tax expenses and the accounting profit multiplied by India domestic tax rate for 31 March 2019 and 31 March 2018		
	Accounting Profit Before Income tax expenses	1,553,848.83	1,646,985.48
	Tax at Indian tax rate of 19.055% (Company paid tax under section 115JB(Minimum Alternate Tax) of Income Tax Act, 1961)	300,000.00	310,000.00
	Tax effect of :		
	Non Deduction tax expenses		
	Tax effects of amounts which are not deductible in calculating taxable income		
	Dividend Income		
	Capital Receipt		
	Other items		
	Tax relating to earlier years	-	583,354.28
	Deferred tax assets	38,757.00	14,565.00
	MAT Credit Entitlement	300,000.00	937,786.00
	Income tax Expenses	(38,757.00)	(58,996.72)

46 FINANCIAL INSTRUMENT

The significant accounting policies, including the criteria for recognition, the basis of measurement and the basis on which income and expenses are recognised, in respect of each class of financial assets, financial liability and equity instruments are disclosed in note 2(i) to the financial statement.

(a) Financial assets and liabilities

The carrying value of financial instruments by categories as at March 31, 2019 is as follows

(₹ lakhs)				
Particulars	Fair value through profit & loss	Fair value through OCI	Amortised Cost	Total Carrying Value
Financial Assets				
Cash and cash equivalents	-	-	20.61	20.61
Bank deposits	-	-	-	-
Earmarked balances with banks	-	-	50.00	50.00
Investments	-	9.64	-	9.64
Trade receivables	-	-	128.08	128.08
Loans	-	-	1.04	-
Inventories	-	-	-	-



M/S. RR INSURANCE BROKERS PRIVATE LIMITED
NOTES TO AND FORMING PART OF STATEMENT OF PROFIT AND LOSS FOR THE YEAR ENDED
31-Mar-2019

(Amount in ₹)

Note No.	PARTICULARS	As at 31st March 2019		As at 31st March 2018
	Other financial assets	-	-	3.01
	Total	-	-	202.73
	Financial liabilities			
	Trade payables	-	-	-
	Borrowings	-	-	-
	Other financial liabilities	-	-	-

The carrying value of financial instruments by categories as at March 31, 2018 is as follows

Particulars	(₹ lakhs)			
	Fair value through profit & loss	Fair value through OCI	Amortised Cost	Total Carrying Value
Financial Assets				
Cash and cash equivalents	-	-	2.47	2.47
Bank deposits	-	-	50.00	50.00
Earmarked balances with banks	-	-	-	-
Investments	-	-	-	-
Trade receivables	-	-	178.05	178.05
Loans	-	-	1.04	1.04
Inventories	-	-	-	-
Other financial assets	-	-	12.59	12.59
Total			244.15	244.15
Financial liabilities				
Trade payables	-	-	-	-
Borrowings	-	-	69.28	69.28
Other financial liabilities	-	-	-	-
	-	-	69.28	69.28

Fair value Hierarchy

Level 1 - Quoted prices (unadjusted) in active markets for identical assets or liabilities that the entity can access at the measurement date.

Level 2 - Inputs other than quoted prices included within Level 1 that are observable for the assets or liability, either directly (i.e. as prices) or indirectly (i.e. derived from prices).

Level 3 - Inputs for the assets and liabilities that are not based on observable market data (unobservable inputs).

The following table provides the fair value measurement hierarchy of the company's assets and liabilities are measured at fair value in balance sheet.

Particulars	Fair value hierarchy as at March 31, 2019		
	Level 1	Level 2	Level 3
Investment in quoted equity instruments	9.64		
Investment in unquoted equity instruments			
Unquoted Debenture			
Quoted Debenture/Securities			
Total			

Particulars	Fair value hierarchy as at March 31, 2018		
	Level 1	Level 2	Level 3
Investment in quoted equity instruments			
Investment in unquoted equity instruments			
Unquoted Debenture			
Quoted Debenture/Securities			
Total			



M/S. RR INSURANCE BROKERS PRIVATE LIMITED
NOTES TO AND FORMING PART OF STATEMENT OF PROFIT AND LOSS FOR THE YEAR ENDED
31-Mar-2019

(Amount in ₹)

Note No.	PARTICULARS	As at 31st March 2019	As at 31st March'2018
----------	-------------	-----------------------	-----------------------

FINANCIAL RISK MANAGEMENT OBJECTIVES AND POLICIES

The company's principal financial liabilities comprise of loans and borrowing, trade and other payables. The main purpose of these financial liabilities is to finance the company operations. The company financial assets include loans, trade and other receivables, cash and cash equivalents that derive directly from its operations.

The company is exposed to market risk, interest rate risk, credit risk and liquidity risk. The company's senior management oversees the management of these risks.

Market risk

Market risk is the risk that the fair value or future cash flows of a financial instrument will fluctuate due to changes in market prices. Such changes in the value of financial instruments may results from changes in the interest rate risk, credit, liquidity and other market changes.

Interest rate risk

Interest rate risk is the risk that the fair value or future cash flow of financial instruments will fluctuate because of changes in market interest rates.

Credit risk:

Credit risk is the risk that counterparty will not meet its obligations under a financial instruments or customer contracts, leading to a financial loss. The company is exposed to credit risk from its operating activities(primarily trade receivable) and from its investing activities and financial institutions and other financial instruments.

Liquidity risk:

Liquidity risk is the risk that an entity will have difficulties in paying its financial liabilities. The objective of liquidity risk management is to maintain sufficient liquidity and ensure that funds are available for use as per requirements.



47 SEGMENT REPORTING

As per the management all fees are received from Insurance Broking. Therefore in accordance with Indian accounting standard 108 on segment reporting, financial services is the only reportable business segment and cannot be segregated. In the circumstances segment information required by Ind AS 108 of the Institute of Chartered Accountants of India, is not applicable.

48 MICRO, SMALL AND MEDIUM ENTERPRISES DEVELOPMENT Act, 2006

On the basis of information and record available with the Management, the following disclosure pursuant to the above Act are made for the amounts due to the Micro and Small Enterprises, who have registered with the competent authorities:

Particulars	2018-19	2017-18
The principal amount and the interest due thereon remaining unpaid to any Micro / Small Supplier	NIL	NIL
The interest by the buyer as above, along with the amount of payment made beyond the appointed date during each accounting year	NIL	NIL
The amount of interest due and payable for the period of delay in making payment (which has been paid but beyond the appointed day during the year) but without adding the interest.	NIL	NIL
The amount of interest accrued and remaining unpaid at the end of each accounting year	NIL	NIL
The amount of further interest remaining due and payable even in the succeeding years, until such date when the interest dues as above are actually paid to the Small / Micro Enterprises	NIL	NIL

49 Foreign Currency Transaction

Expenditure incurred in Foreign Currency - Nil

50 Parties accounts whether is debit or credit are subject to reconciliation and confirmation.

51 Previous year figures are regrouped and rearrange wherever necessary so as to make them comparable with those of the current year.

52 In the opinion of the Board of Directors , all assets other than fixed assets have a value on realization in the ordinary course of Business at least equal to the amount at which they are stated unless specified otherwise.


53 Non operative bank balances whether in debit or credit are subject to confirmation and reconciliation.

54 Balance with Bank in deposit accounts includes deposit of Rs.50,00,000- (Previous years Rs.50,00,000- under lien with IRDA)

55 No provision for doubtful debt has been made for Sundry debtors more than 12 month (as shown in Note No.8) which includes revenues provided on estimated basis in the earlier years as mentioned in Note no.2(C) of the financial statements as steps is being taken by the management to reconcile and recover the amount.


FOR AND ON BEHALF OF THE BOARD OF DIRECTORS


MINU TANDON
(Director)
DIN NO 01710304


JEETESH KUMAR
(Director)
DIN NO 06701690

PLACE: New Delhi
DATED: 30/5/2019

AUDITOR'S REPORT
SIGNED IN TERMS OF OUR SEPARATE
REPORT OF EVEN DATE.


RAJIV KUMAR GUPTA
(CHARTERED ACCOUNTANTS)
MEMBERSHIP NO .83497

